



Turn on the Tap Education Resources Bible Lesson 2

The Turn on the Tap education resources are Bible-based teaching materials intended to teach biblical principles around the goal of providing drinkable water to the 1.1 billion people around the world who do not have access to a safe supply.

Every 20 seconds someone dies from diseases caused by contaminated drinking water. We want to provide parents and teachers with Bible-based resources to educate children about Samaritan's Purse, the biblical principles behind our work, and how Canadians of all ages can help Turn on the Tap to safe water.

Taking Care of God's Gifts

Age Group Children in grades K – 6

Leader A parent or teacher can lead children through this Bible lesson.

Bible Focus God's instruction to Adam and Eve to care for all of creation and the result of humanity's disobedience in the world.

Objective Children will see the importance of God's instructions to take care of creation, and ways we can care for creation and for people in need.

Bible Verses Genesis 1-2

Preparation The adult leader should read Genesis 1 -2 to be familiar with the passages.

Materials Materials needed depend on the optional activities in which the children participate. Please note, while preparing your lesson, which activities you would like to do.

Some activities require you to download another PDF from the Turn on the Tap Education Resources. Watch for this symbol:



Please note: in order to download PDFs, you must be connected to the Internet.

Illustration A useful illustration for this Bible lesson is contrasting clean water and dirty water. Fill two large clear glasses with tap water. In one glass, mix dirt. (Dirt

from yard or potted plant can be used.) Set these two glasses in front of the children and refer to them as visuals throughout the lesson.

PLEASE NOTE: This is only intended as a visual. Do not drink!

Lesson

When God created the world, He made everything. God made the sky, the sun, moon, and stars. He made the land, oceans and lakes, animals, big sea creatures, and the birds that fly in the sky. And He created us – humans – the first man and woman, Adam and Eve.

When God made Adam and Eve, He told them to care for the earth. He told Adam and Eve that people would look after and protect every living thing – plants, animals, and birds – and the earth would provide all the food and water we needed.

Everything God made was perfect. The earth was without problems like sickness, pollution, or hunger because God created it that way. He made everything to work together perfectly – nature, animals, and people.

But Adam and Eve disobeyed God. And because they did, He sent Adam and Eve out of the Garden of Eden and told them life would now be hard for them and for their family. They – and we – would have to live with pain and work very hard for food. Most of all, we would be separated from God and the earth would not be perfect any longer.

When Adam and Eve disobeyed, sin came into the world and the earth was not perfect anymore. The unity of God, people, and creation was broken. Now, the world is not the way God intended. It is not perfect. Sin, and human nature, cause people to be selfish. Many people have needs that aren't met – they don't have enough food to eat or water to drink.



Discussion

A parent or teacher poses questions to children. Help generate ideas with possible answers.

Questions: How is the world not perfect today? What are things that are wrong in creation? Have we taken good care of the earth?

Suggestions: Pollution, extinct animals, sickness and disease

The world is not the way God intended, and because of this, many people today have a very hard life.

Safe water is very important to people and to the earth. People, animals, and plants cannot live without water. But many places in the world do not have enough water, or they only have very dirty, filthy water, and people have no way to get clean water. and when we turn on the tap, the water is safe and good for us to drink.

In Canada, our tap water is cleaned before we drink it – all of the germs and bacteria are removed

But millions of poor kids around the world have to drink dirty water straight from rivers or ponds or creeks. Many kids have no choice but to drink from mud puddles or muddy holes in the ground. The germs in the dirty water make them very sick and many children die from drinking this water.



Impact Story

If time allows, a parent or teacher can read the stories of children in Africa and how the lack of safe water affects their lives.



Download: Story PDF [Children Around The World: Africa](#)

Please note: in order to download PDFs, you must be connected to the Internet.



Discussion

Parent or teacher poses questions to children.

Questions: Do you think clean water is important? How would you feel if you had to drink dirty water? Should we take care of our clean water and not waste it? What do you like about drinking clean water? How is our water polluted here? How do germs and bacteria get in our water?

There are many people who want everyone to have clean water, because Jesus asks us to love other people and take care of their needs. These Christians are giving poor people safe water to drink by helping them build BioSand Water Filters. These water filters are different from types we see in Canada – they are shaped like tall boxes, built with cement and filled with sand and small rocks. The BioSand Water Filter uses a very special process designed by God to filter water and clean out all the bacteria and germs. After water flows through the sand and rocks, even brown smelly water comes out of the filter sparkling clear and safe to drink.

By helping families in other countries in this way, we can share God’s gift of safe drinking water with someone who does not have it. When people have safe water to drink, their lives are much better. People don’t get sick or die from drinking bad water. They can wash their faces and make tea with safe, clear water. They can wash their clothes in safe water and go to school more often.




Activity

In Class

Step I: A parent or teacher poses questions to children. Help generate ideas with possible answers.


- Question:** What are the different ways you use water each day?
Suggestions: Showers, baths, making orange juice, cooking food, etc.
Question: How can we take better care of our water?
Suggestions: Use less water, turn off the tap while brushing our teeth, give a water filter to people who don't have safe water.

Step II: Have children complete activity for their age group.

-  Download: [Water Filter Coloring Page](#) (Grades K-2)
[Paper Water Filter Construction](#) (Grades 3-6)
Please note: in order to download PDFs, you must be connected to the Internet.







Optional Take-Home Activity

-  Download: [Water Usage Activity Chart](#) PDF.
Please note: in order to download PDFs, you must be connected to the Internet.

Each child should take the chart home and over the next week try to fill in the chart every time he or she uses water in a different way. The children can either keep their charts at home to remind them of the gift of clean water, or bring the charts back to class. The parent or teacher can ask children to talk about the ways they used water and if they are grateful for clean water.

Ways to Respond

-  Pray for children who do not have safe water to drink.
-  Challenge the children to be good stewards of clean water. Be aware of how much water we use and be responsible with the water we have.
-  Tell others about the gift of clean water.
-  Memorize verse: Genesis 1:28
"Then God said, "Let us make man in our image, in our likeness, and let them rule over the fish of the sea and the birds of the air, over the livestock, over all the earth, and over all the creatures that move along the ground.'" (NIV)



A Step Further

Help provide a family in the developing world get safe safe drinking water as a class, group, or individual. We have ideas for fund-raising – from small stewardship activities to large fund-raising campaigns – available online at www.turnonthetap.ca in the creative fundraising section.

(Please note: in order to download PDFs, you must be connected to the Internet.)

Suggested fund-raising activities to go with this Bible lesson:



Download PDF:

[Chores and Allowance](#)

[Loonie for Safe Water](#)

[Provide a Family With Safe Water](#)

Please note: in order to download PDFs, you must be connected to the Internet.